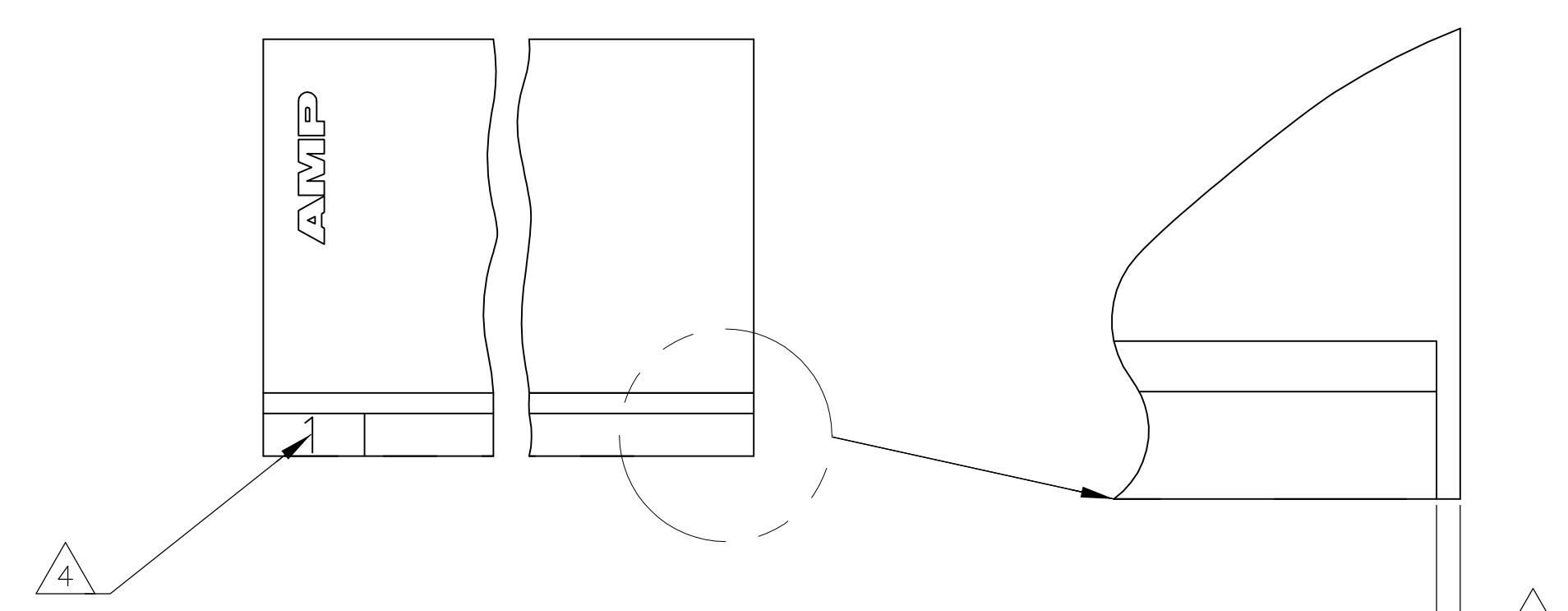
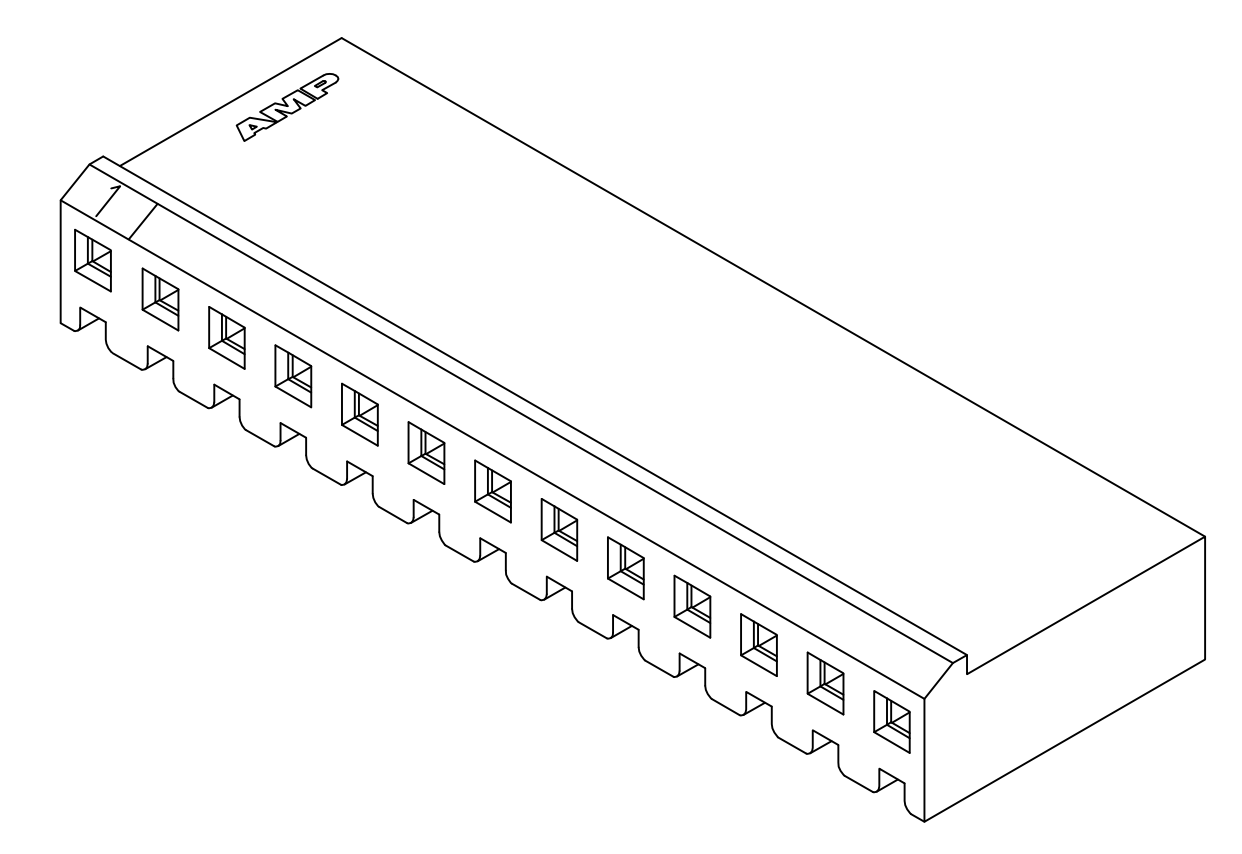
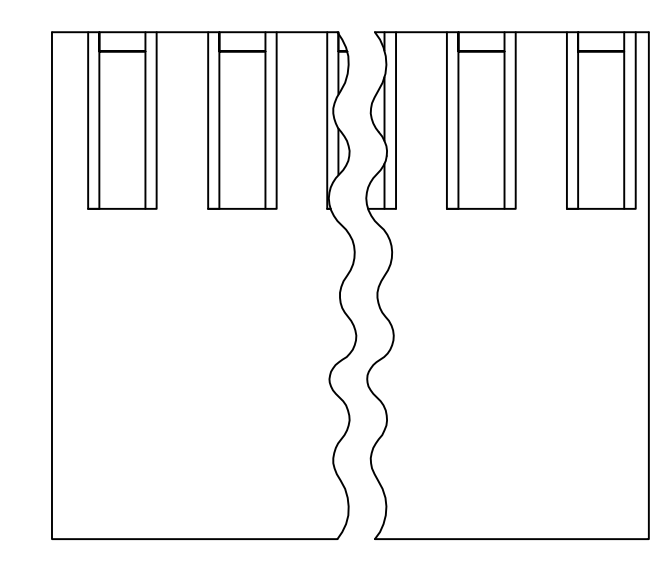
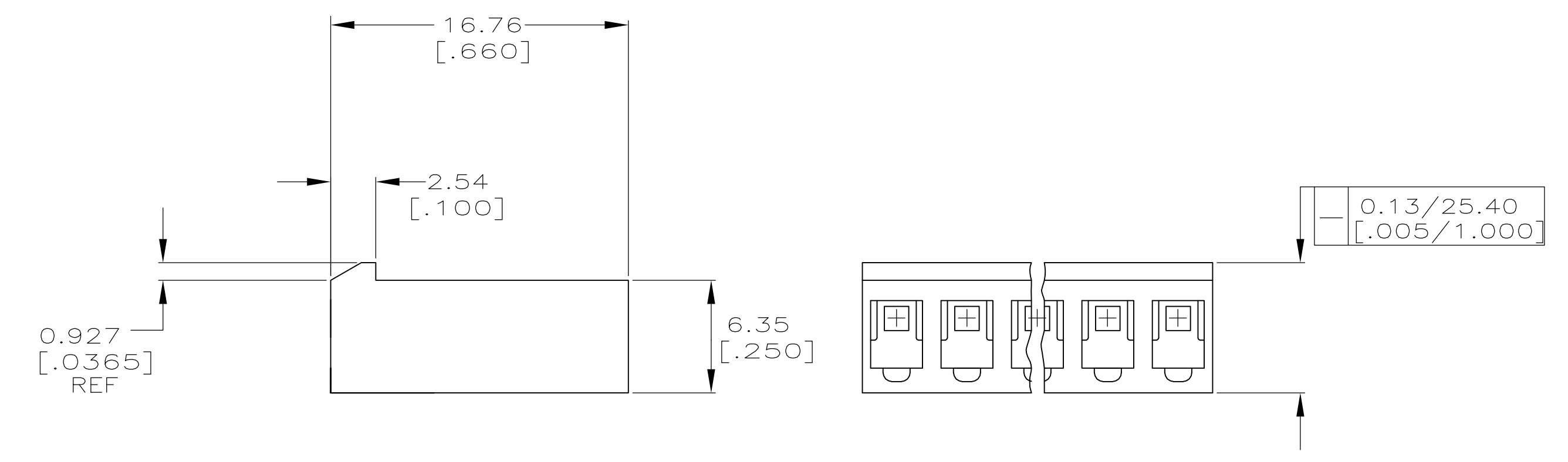
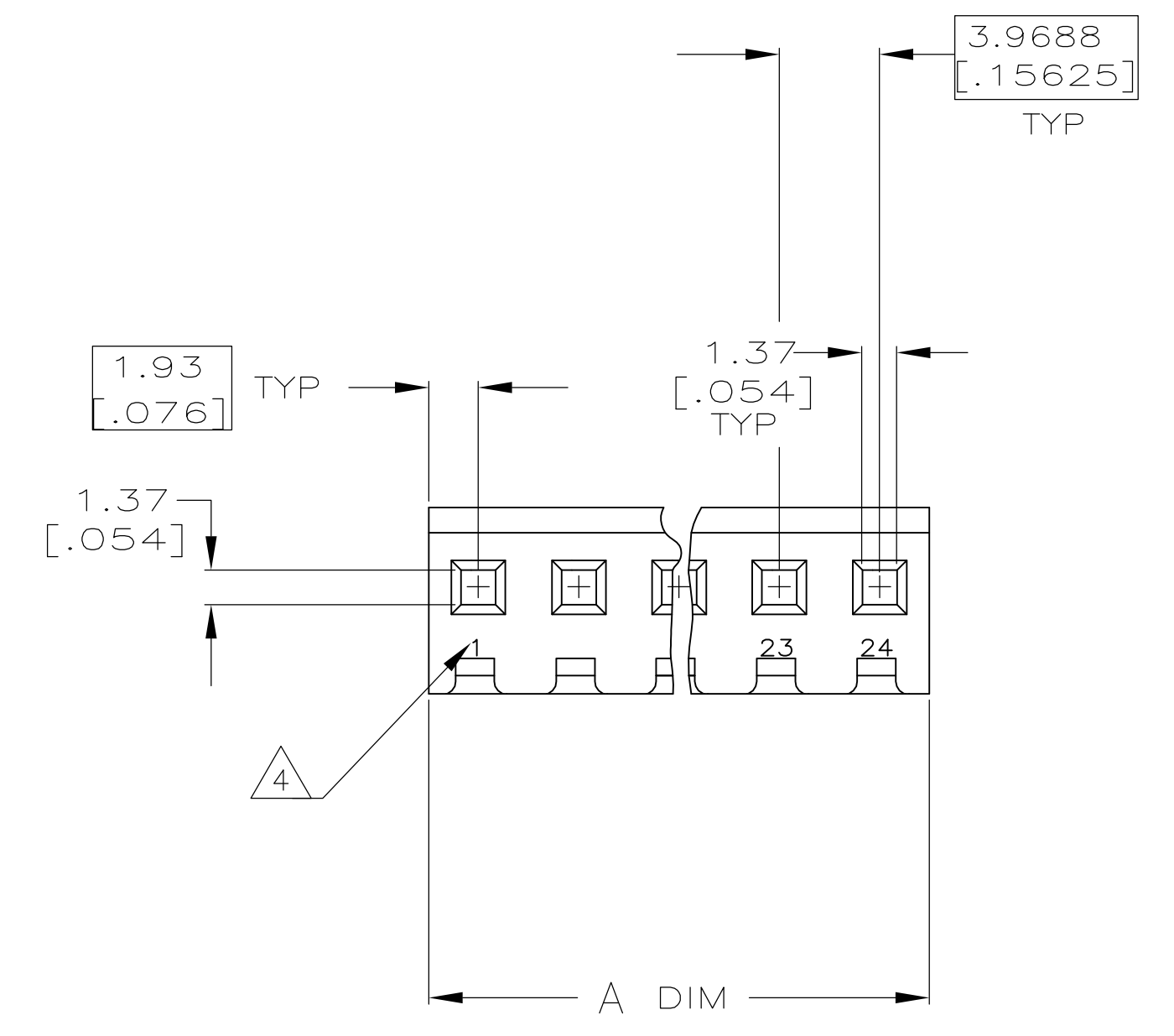


LOC	DIST	REVISIONS			
P	LTR	DESCRIPTION	DATE	DWN	APVD
V		REVISED PER ECO-12-007807	06AUG12	KH	SM



SCALE 10:1



3-DIMENSIONAL MODEL NTS

- 1 UNIT ACCEPTS 1.14 [.045] SQUARE OR ROUND POST.
- 2 UNIT ACCEPTS STANDARD SL-156 CONTACTS.
- 3 UNIT ACCEPTS KEYING PLUG 640254-1 AND KEYING PIN 640255-1.
- 4 CIRCUIT I.D. NUMBER(S), TO BE LOCATED SEQUENTIALLY AS SHOWN OR ONLY NO.1 CIRCUIT PLACED ON LOCKING RAMP.
- 5 DIMENSIONS IN BRACKETS ARE IN INCHES.
- 6 OPTIONAL CONSTRUCTION (BOTH CORNERS) UP TO 0.38 [.015] FOR P/N -1 THRU -5, UP TO 1.27 [.050] FOR P/N -6 THRU 2--4.

95.15	[3.746]	24	2-640250-4
91.19	[3.590]	23	2-640250-3
87.20	[3.433]	22	2-640250-2
83.24	[3.277]	21	2-640250-1
79.27	[3.121]	20	2-640250-0
75.31	[2.965]	19	1-640250-9
71.32	[2.808]	18	1-640250-8
67.36	[2.652]	17	1-640250-7
63.40	[2.496]	16	1-640250-6
59.44	[2.340]	15	1-640250-5
55.45	[2.183]	14	1-640250-4
51.49	[2.027]	13	1-640250-3
47.52	[1.871]	12	1-640250-2
43.56	[1.715]	11	1-640250-1
39.57	[1.558]	10	1-640250-0
35.61	[1.402]	9	640250-9
31.65	[1.246]	8	640250-8
27.69	[1.090]	7	640250-7
23.70	[.933]	6	640250-6
19.74	[.777]	5	640250-5
15.77	[.621]	4	640250-4
11.81	[.465]	3	640250-3
7.82	[.308]	2	640250-2
3.86	[.152]	1	640250-1
A #0.25 [.010]		NO. OF CIRCUITS	

THIS DRAWING IS A CONTROLLED DOCUMENT.

DIMENSIONS: mm [INCHES]	TOLERANCES UNLESS OTHERWISE SPECIFIED:	DIN 7-27-92	STE TE Connectivity
0 PLC ± -	1 PLC ± -	7-27-92	NAME
2 PLC ± -	3 PLC ± 0.13 [.005]	7-27-92	HOUSING WITH LOCKING RAMP, SL-156
4 PLC ± -	ANGLES ± 0° 30'	9-28-92	SIZE
MATERIAL NYLON, UL 94V-0 NATURAL	FINISH -		WEIGHT
			SCALE 4:1
			SHEET 1 OF 1
			REV V

CUSTOMER DRAWING